

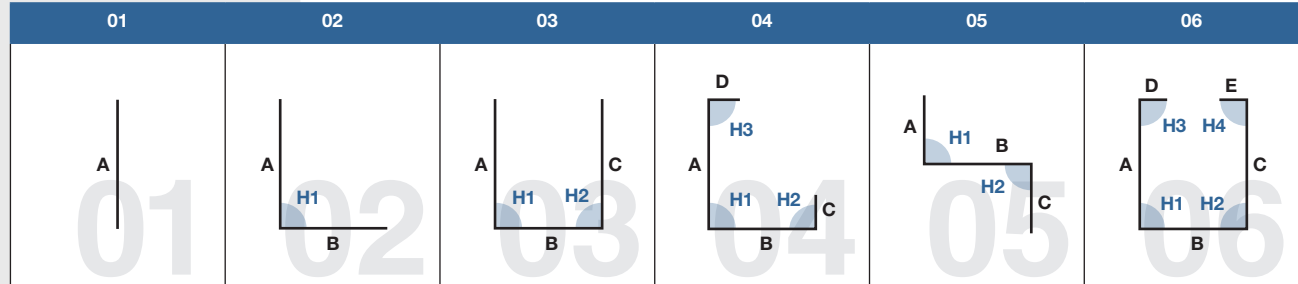
Uw firmaam

Referentie

Kleur (1 kleur per bestelbon)

RAL		Code*	
-----	--	-------	--

*Vul steeds de poedercode in. Bij gebrek aan (volledige) poedercode gaat u akkoord met de door ons gekozen code.



** Duid de lakzijde op de tekening aan door middel van een stippenlijn:.....

Type	Aantal	Dikte (in mm)	A	H1	B	H2	C	H3	D	H4	E	Lengte (in mm)	Ophanging	Lakzijde**	Ref.

Uw firmaam

Referentie

Kleur (1 kleur per bestelbon)

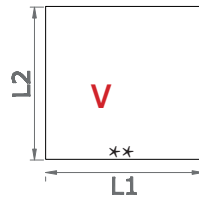
RAL

Code*

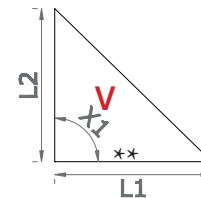
*Vul steeds de poedercode in. Bij gebrek aan (volledige) poedercode gaat u akkoord met de door ons gekozen code.

Opmerkingen:

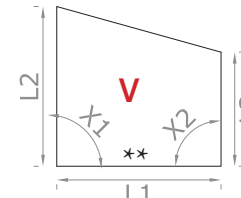
Type 01



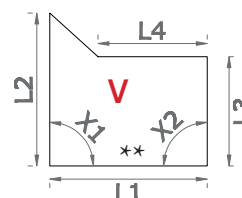
Type 02



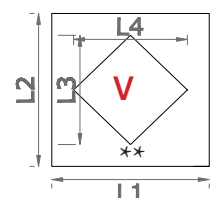
Type 03



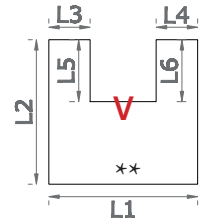
Type 04



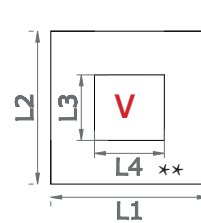
Type 05



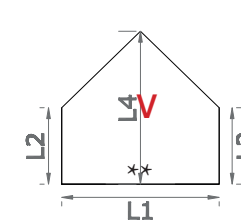
Type 06



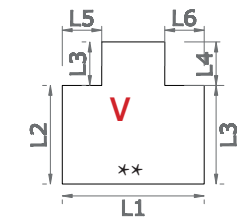
Type 07



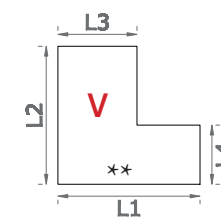
Type 08



Type 09



Type 10



Type	Aantal	Breedte						Hoeken		Dikte plaat	Ophanging (G/H/L)***	Lakzijde (V/A/R)****	Ophangzijde
		L1	L2	L3	L4	L5	L6	X1	X2				

ophangzijde * G = gaatjes, H=Haakjes, L=Lasbouten **** V = Voorzijde, A=Achterzijde, R = rondom

Uw firmaam

Referentie

Kleur (1 kleur per bestelbon)

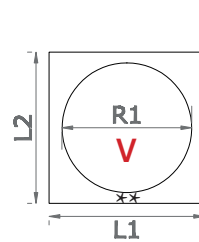
RAL

Code*

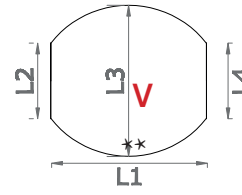
*Vul steeds de poedercode in. Bij gebrek aan (volledige) poedercode gaat u akkoord met de door ons gekozen code.

Opmerkingen:

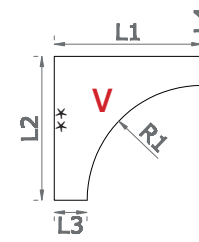
Type 01



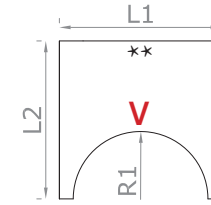
Type 02



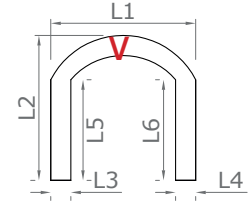
Type 03



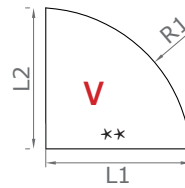
Type 04



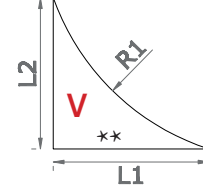
Type 05



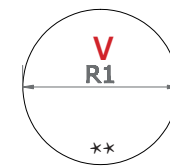
Type 06



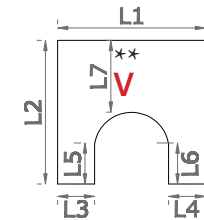
Type 07



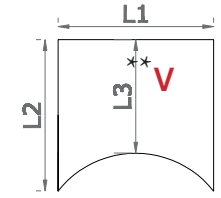
Type 08



Type 09



Type 10



Type	Aantal	Breedte						Hoeken		Dikte plaat	Ophanging (G/H/L)***	Lakzijde (V/A/R)****	Ophangzijde
		L1	L2	L3	L4	L5	L6	X1	X2				

ophangzijde * G = gaatjes, H=Haakjes, L=Lasbouten **** V = Voorzijde, A=Achterzijde, R = rondom